



MAGWEB GT

Integrated Monitoring for PV+Storage in One Dashboard

The Magnum Energy MagWeb GT is the integrated dashboard of the MicroGT system engineered for PV + Storage systems. The storage-ready, MicroGT Microinverter system is designed for solar + storage. Install the MicroGT independently and then combine at any time with a Magnum Energy MS-PAE inverter/charger for grid-tied, battery backup. Both the microinverters and the inverter/charger are optimized to work together seamlessly for a simple AC-coupled installation that prevents the battery bank from overcharging.

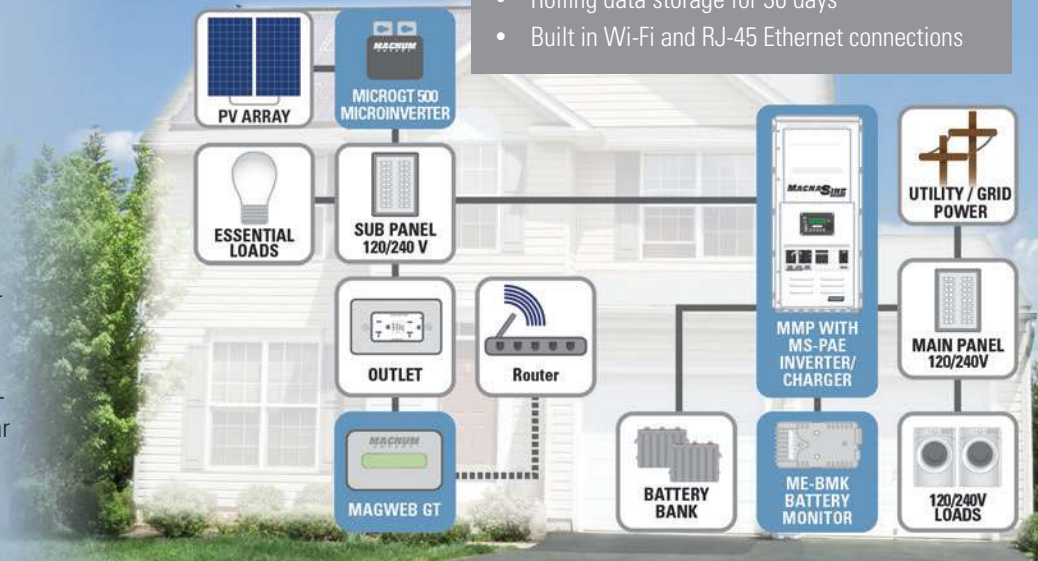
With the addition of the **MagWeb GT**, monitoring the production data from the array and the battery bank status of the storage system are accessed via your local network from one simple dashboard.

The **MagWeb GT** monitors MicroGT Microinverters that are connected to the PV modules. Acting as the information gateway for connected MicroGT Microinverters, the unit collects module performance data and stores this information on the local network with remote access.


The MagWeb GT's integrated web server offers the simplest and most flexible network integration of any data logger on the market. The user-friendly browser-based interface lets you access your solar array in seconds. And the MagWeb GT retains data for the last 30 days.

MagWeb GT Features

- Collects individual module and microinverter statistics for insight into each module's production
- Monitors battery state-of-charge (SOC) and inverter/charger status when installed as a complete system
- Uses PLC communication for easy installation that requires no additional wiring to the array
- Strong and secure communication link offers robust data connectivity for communicating in real time
- Rolling data storage for 30 days
- Built in Wi-Fi and RJ-45 Ethernet connections



Integrated Dashboard of PV + Storage Data




Model Number: ME-MGT-MW

Works With:

- MicroGT 500 Microinverter
- MS-PAE Series Inverter/Charger
- ME-BMK Battery Monitoring Kit

MAGWEB GT CONNECTIONS



BEST INSTALLATION LOCATION

Using PLC communication, the best location for installation is as electrically close to the solar sub panel as possible and plug into a dedicated 120V outlet.

THREE WAYS TO CONNECT TO THE INTERNET

1. Direct RJ-45 cable to router
2. Wireless connection to a wireless router
3. Using a PLC bridge to connect to a broadband router

Note: Neither the MagWeb GT nor internet are required for use in the system to export power to the utility.

MAGWEB GT IS PART OF THE MICROGT PRODUCT FAMILY

PART NUMBER	DESCRIPTION
REQUIRED FOR MICROGT INSTALLATIONS	
ME-MGT500	MicroGT 500 Grid Tie Dual Output 500W Microinverter, max 7 per string
ME-MGT-AC-F	MicroGT 500 AC Connection 2m (6ft) Cable. For connecting junction box to first inverter, 1 per string
ME-MGT-ENDCAP-F	MicroGT 500 AC Female Cap. For capping end of branch circuit in conjunction with MicroGT, 1 per string
HIGHLY RECOMMENDED FOR A COMPLETE SYSTEM	
ME-MGT-MW	MicroGT 500 MagWeb GT Communication Unit For unified display of Microinverter production, MS-PAE inverter/charger and battery status
ME-MGT-AC-EXT	MicroGT 500 AC Extension 2m (6ft) cable. For connecting between inverters if needed
ME-MGT-ADAPTER	MicroGT 500 RS485 to RS232 Adapter and 8m (25ft) Interconnect Cable. For connecting MS-PAE to MagWeb GT Communication Unit, 1 per system
ME-BMK	Battery Monitor Kit with sense module, DC shunt, 5' twisted pair wire, and 10' communication cable, required for SoC reporting

MAGWEB GT SPECIFICATIONS

COMMUNICATION INTERFACE	
Integrated Wi-Fi	802.11 b/g/n
Wireless Security	WEP, WPA2-PSK
Ethernet	10/100 Mbps Auto-sensing, Auto-negotiation
USB Interface	5VDC, 1.0A, for power only
POWER REQUIREMENTS	
AC outlet	110-240 VAC, 50-60 Hz
Power consumption	2.5W
GENERAL FEATURES	
Warranty	Ten years, limited warranty
Compliance	IEC 60950-1, EN60950-1, IEC 60529, ANSI/UL 60950-1, CAN/CSA C22.2 No.60950-1, UL50E, FCC part 15, EN61000-6-1, EN61000-6-3, ICES-003, AS NZS 60950-1, GB/T17799
ENVIRONMENTAL SPECIFICATIONS	
Ambient temperature range	-4 °F to 149 °F (-20 °C to 65 °C)
Cooling	Natural convection, no fans
Enclosure environmental rating	Indoor-NEMA 1 (IP30)
PHYSICAL SPECIFICATIONS	
Dimension (WxHxD)	7.1" x 4.4" x 1.6" (18.0 cm x 11.2 cm x 4.1 cm)
Weight	0.83lbs (.38 kg)



OFFICES

2211 West Casino Road
Everett, Washington 98204 USA

425-353-8833

4467 White Bear Pkwy
St. Paul, MN 55110 USA

800-553-6418

www.SensataPower.com

Testing for specifications at 25° C. Specifications subject to change without notice.

August 2017 Rev B Part#64-0651